



The new classic



Ora EV

GO WITH MORE

Ora EV. The new classic.

Contents	Page 1
Introduction	Page 2
Design	Page 4
Performance	Page 10
Technology	Page 18
Safety	Page 22
EV Energy	Page 24
Colour	Page 28
Specifications	Page 32

Say hello to GWM.



Overseas model shown.

GWM is a world-renowned vehicle manufacturer capable of designing and producing SUVs, utes and powertrains simultaneously. At GWM, everything we do is grounded in our corporate philosophy: ‘improving little by little every day.’

From building world-class research and development systems, which enable continuous innovation, to following the ‘excessive investment’ principle, which drives industry leadership, we relentlessly put our philosophy into practice. With nearly 8 million sales to date, in more than 170 countries (and counting), we are the No. 1 SUV brand in the world’s largest market and have been for the past 9 years. Our brand vision is to pioneer global mobility solutions, which use innovative technology to deliver a more pleasurable driving experience. Through innovation and global collaboration, we continue to improve our vehicles’ reliability, safety, performance, design and technology.

Timeless design. EV performance. Introducing the new classic.



It's not everyday that an electric vehicle comes along with such timeless design and potent power. Then again, it takes time to perfect an automotive classic such as this. The Ora is the ultimate statement in style and performance.

Overseas model shown.

Immortal styling. Modern luxury.

On the outside, the Ora looks unlike anything on the road today. Its sleek, curved contours are a nod to classic car designs of yesteryear. Yet its futuristic finishes including a signature brake light bar and LED tail lights innovatively positioned behind the tailgate glass, are just a few of the many modern features you'll discover. Inside, the plush power-adjustable faux leatherette seats provide the ultimate in comfort. The two-spoke designer steering wheel is luxurious to handle. And the location of cabin instruments, display screens and all electronic dials are remarkably well thought out.



Overseas model shown.



Overseas model shown.



Luxurious Faux Leatherette Seats

Comfortable Centre Armrest



Elegant Door Panels

Potent performance.



Driven by a single, front-mounted electric motor capable of deploying 126kW of potent power and 250Nm of torque, the Ora is the perfect EV city slicker. Available in two options, the standard range model comes with a 48kWh Lithium-Ion battery delivering a driving range of up to 310km* (WLTP) and a rapid charge time from 10%-80% in just 41 minutes^.

While the extended range model uses a 63kWh battery, has a driving range of up to 420km* (WLTP), and a rapid charge time from 10%-80% in only 50 minutes^.

* Indicative driving range using the new WLTP test procedure. Figures obtained after the battery was fully charged. Figures stated for the purposes of comparison amongst vehicles tested to the same technical procedures only. Actual real world driving range may vary depending on factors such as battery age and condition, driving style, use of heating/cooling, traffic conditions, weather conditions, any accessories fitted and vehicle load.

^ Charging time is based on, and requires use of a 80kW DC charger. Charging time will be dependent on charging conditions, including DC charging type and condition, battery temperature and size as well as ambient temperature at point of use.

**Driven by a single,
front-mounted electric
motor capable of
deploying 126kW
of potent power and
250Nm of torque.**

Up to 420km Maximum Range*

50 Mins Charge 10 to 80%^



126kW Power

250Nm Torque

* Indicative driving range using the new WLTP test procedure. Figures obtained after the battery was fully charged. Figures stated for the purposes of comparison amongst vehicles tested to the same technical procedures only. Actual real world driving range may vary depending on factors such as battery age and condition, driving style, use of heating/cooling, traffic conditions, weather conditions, any accessories fitted and vehicle load.

^ Charging time is based on, and requires use of a 80kW DC charger. Charging time will be dependent on charging conditions, including DC charging type and condition, battery temperature and size as well as ambient temperature at point of use.



Trailblazing technology.



The Ora is as innovative as it is intelligent. For a start, you don't have to start it. Just climb into the driver's seat, put your foot on the brake, select 'Drive' and you're off. And once you're away, this smart EV has a tonne of tech to keep you engaged and entertained. For example, the Ora lets you select Single Pedal Drive mode and will automatically slow the car for you, eliminating the need to brake at all, which is great in slow moving traffic. Plus, dual 10.25" screens are the perfect accompaniment to every outing with one screen serving as a driver display including speedometer and live speed limit information, while the other contains all your infotainment functions like Apple CarPlay.

High-Def 10.25" Instrument Cluster



Convenient Steering Wheel Controls



Wireless Phone Charging On-the-Go



Stylish Chrome Control Switches

Built to the safest standards.

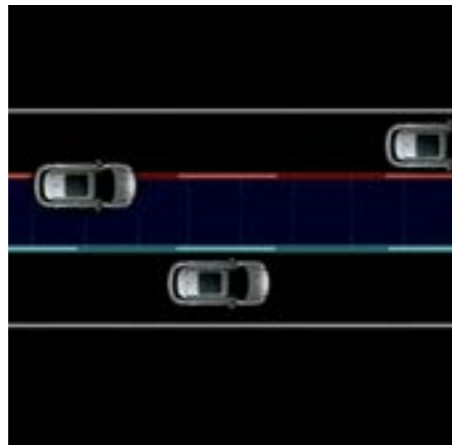
Like all GWM vehicles available in Australia, the Ora has achieved the highest possible 5 star safety rating by ANCAP in 2022, with a comprehensive suite of safety systems and features designed to protect you and others on the road. These include Camera-based Driver Drowsiness Detection, Traffic Sign Recognition, Intelligent Adaptive Cruise Control, Lane Keep Assist, Lane Departure Warning, Rear Cross Traffic Alert, and 360 Degree cameras giving you a complete view of your vehicle's entire surroundings. All of which combine to give you peace of mind knowing that GWM is looking out for you and everyone else around you every time you drive.

Lane Centre Assist and Lane Center Keeping



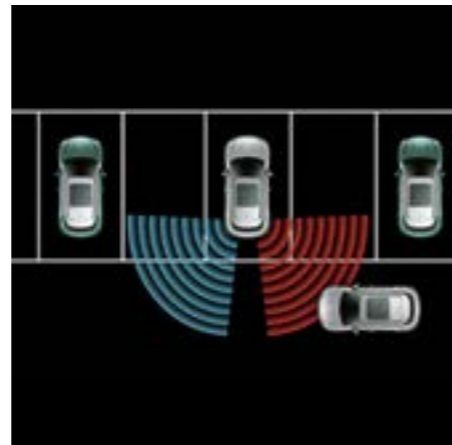
Cameras and sensors detect lane markings and keep the vehicle centred.

Lane Departure Warning



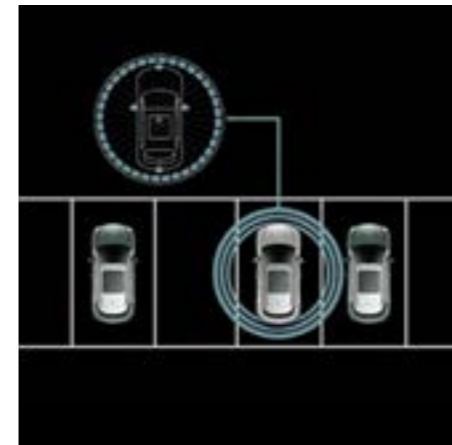
Monitors the vehicle's position within its lane and alerts when it begins to drift out of it.

Rear Cross Traffic Alert



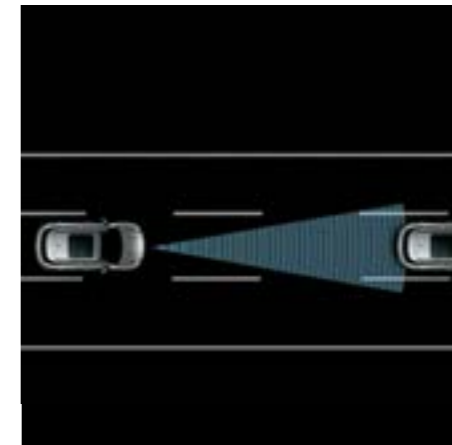
Detects approaching vehicles from the sides when reversing and alerts to prevent collisions.

360 Degree Camera



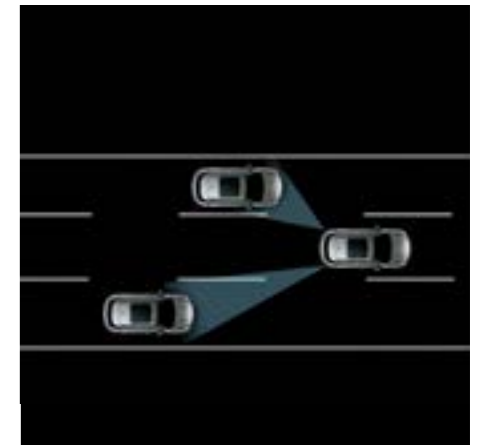
Provides a bird's-eye view of the vehicle to aid parking and manoeuvring in tight spaces.

Adaptive Cruise Control



Automatically adjusts the speed of the vehicle to maintain a safe distance from the vehicle ahead.

Blind Spot Monitoring



Detects vehicles in the driver's blind spot and alerts with visual or auditory signals to prevent collisions.

Overseas model shown.



GWM's entire electrification roadmap is spearheaded by its very first 100% electric vehicle, the Ora. Powered by a highly efficient and incredibly reliable Lithium-Ion battery, this new energy technology is capable of delivering far greater performance with exceptionally quiet, almost silent, results. Perfect for urban driving, the fast charging, planet-friendly, one-speed automatic transmission provides responsive take-offs and superior acceleration when you need it, all the while saving on fuel. Backed by advanced technology and safety, the Ora is the next generation of electric vehicles.

Driven By A New Energy - 100% Electric.

Introducing the Ora GT



The Ora GT is bound to appeal to those stylish and chic city drivers looking to stand out from the crowd. With a host of specialised 'GT' design features including 18" alloy Sports Wheels, red callipers, red interior stitching and accents, GT steering wheel, exclusive GT front and rear bumpers, sharpened front end and panoramic sunroof, you'll have heads turning and hearts fluttering with every drive.

GWM Care

GWM Care Every GWM comes with GWM Care. It begins from the moment you take delivery of your vehicle and continues long into the future. Wherever the road leads, you can rest assured knowing that your GWM will be kept at its best for many years to come.

8 Year Unlimited
KM Battery Pack
Warranty

5 Year
150,000 KM
Warranty

5 Year
Roadside
Assist

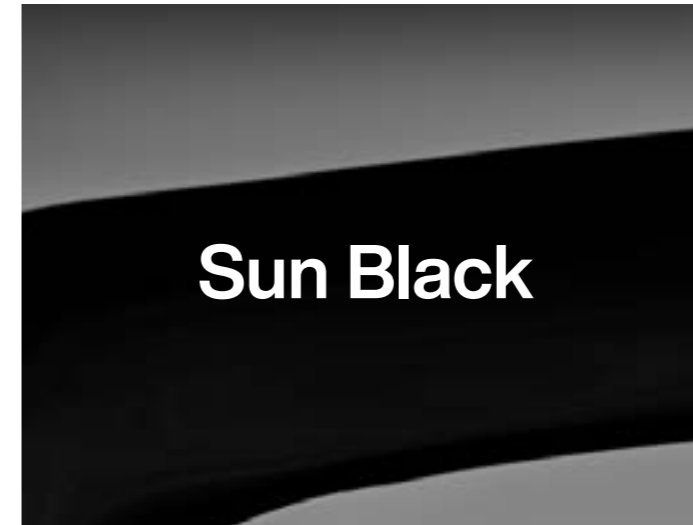


The Ora GT is available in a range of stunning contemporary colours.

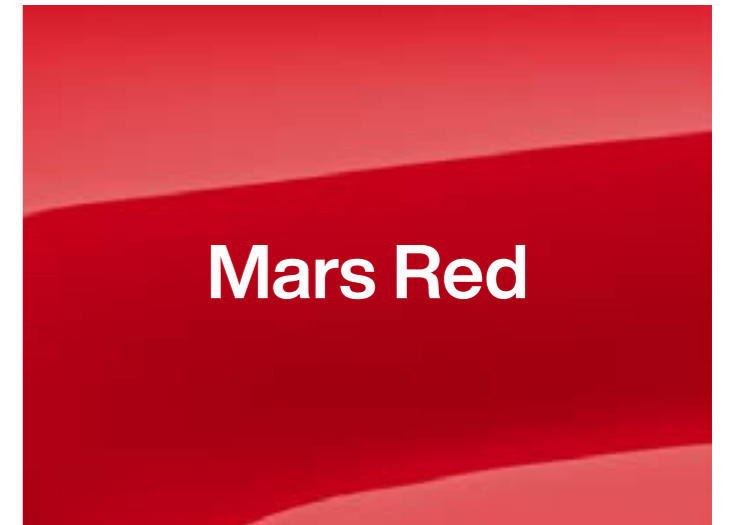
Standard Colours



Black interior with red stitching and accents



Black interior with red stitching and accents



Black interior with red stitching and accents



Black interior with red stitching and accents



Black interior with red stitching and accents

Ora GT Colours.

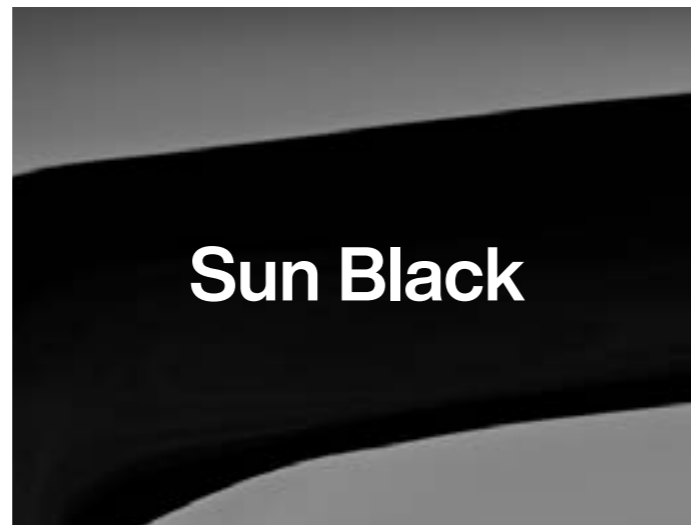
The Ora is available in a range of stunning contemporary colours.

Standard Colours



Hamilton White

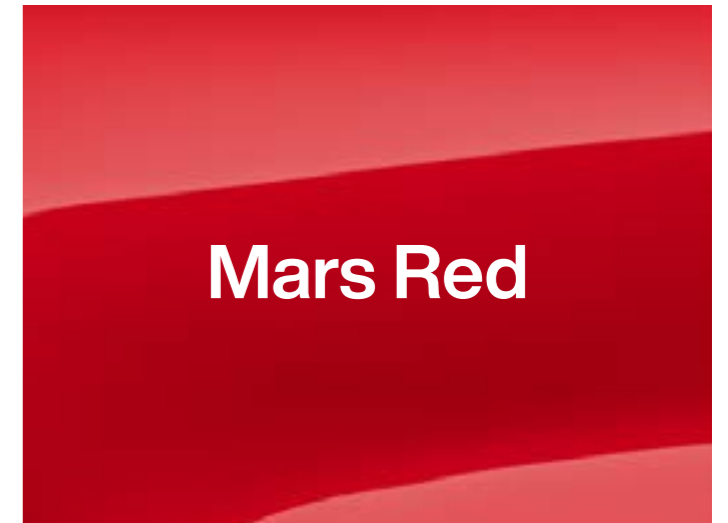
Black interior



Sun Black


Black interior

Premium Colours (Two-tone) (+\$500)



Mars Red

Black Roof, black Interior



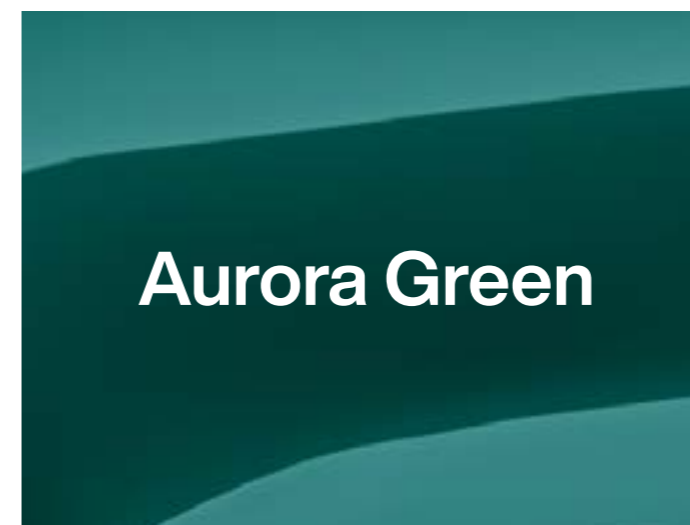
Sun Black

White Roof, black Interior



Glacier Blue

Black Roof, black Interior



Aurora Green

Black roof, green Interior



Hamilton White

Black Roof, black Interior

Ora and Ora Ultra Colours.

		ORA Standard Range	ORA Extended Range	ORA Ultra Extended Range	ORA GT Extended Range
Dimensions	Length/Width/Height (mm)	4235 x 1825 x 1603	4235 x 1825 x 1603	4235 x 1825 x 1603	4254 x 1848 x 1596
	Wheelbase (mm)	2650	2650	2650	2650
	Minimum ground clearance (mm)	120	120	120	120
Performance	Electric motor	●	●	●	●
	Max power (kW)	126	126	126	126
	Max torque (Nm)	250	250	250	250
	Range WLTP (km)	310	420	420	400
	Batteries	48 kWh Lithium Iron Phosphate	63 kWh Ternary Lithium	63 kWh Ternary Lithium	63 kWh Ternary Lithium
	Driving Range (WLTP Combined)	310 km	420 km	420 km	400 km
	0 - 100 km/h	8.4 seconds	8.4 seconds	8.4 seconds	8.5 seconds
Charging	Driveline	Front Wheel Drive	Front Wheel Drive	Front Wheel Drive	Front Wheel Drive
	Charging Socket	CCS2	CCS2	CCS2	CCS2
	Public Charging	11kW three-phase AC 10-80% in 5.5h	11kW three-phase AC 10-80% in 6.5h	11kW three-phase AC 10-80% in 6.5h	11kW three-phase AC 10-80% in 6.5h
Wheels	Rapid Charging	80kW DC 10-80% in 41min	80kW DC 10-80% in 50min	80kW DC 10-80% in 50min	80kW DC 10-80% in 50min
	Size	18" Alloy Wheel	18" Alloy Wheel	18" Alloy Wheel	18" Alloy Sport Wheel
	Tyre Type	215/50 R18	215/50 R18	215/50 R18	215/50 R18
	Tyre Repair Kit	●	●	●	●
Brakes	Front and rear	Front: Ventilated disc brake with floating caliper / Rear: Disc brake with floating caliper			
	Electronic park brake with brake hold	●	●	●	●
Steering	Steering type and system	Electric / Rack & Pinion			
	Turning circle - kerb to kerb (m)	11.2	11.2	11.2	11.2
Suspension	Suspension	Front: Macpherson / Rear: Torsion Beam			
Weights & capacities	Kerb weight ¹ (kg)	1,540	1,540	1,580	1,580
	Gross Vehicle Mass ¹ (kg)	1,970	1,970	1,970	1,970
	Seating capacity	5	5	5	5
	Luggage capacity (L) Minimum	228	228	228	228
	Luggage capacity (L) Maximum	858	858	858	858
Chassis & steering	Adjustable energy recovery level	●	●	●	●
	Single pedal control	●	●	●	●
	Electric power steering (EPS)	●	●	●	●
	4-way adjust steering wheel	●	●	●	●
	Steering mode select	●	●	●	●
	Driving mode (Standard, ECO, Sport, Auto, ECO+)	●	●	●	●
	Individual Driving mode				●
	Launch control mode				●
Exterior	Body colour door handles	●	●	●	●
	Manual tailgate	●	●		
	Electric tailgate-handsfree			●	●
	Panoramic sunroof			●	●
	Red Caliper				●
	GT style bumpers + grille				●

Specifications.

		ORA Standard Range	ORA Extended Range	ORA Ultra Extended Range	ORA GT Extended Range
Interior	Microfibre Faux Leather Steering Wheel	●	●	●	●
	Heated Steering Wheel			●	●
	Sun-Visor with Vanity Mirror	●	●	●	
	Sun-Visor with Vanity Mirror and Light				●
	Wireless Charging	●	●	●	●
	Front 12V Power Outlet	●	●	●	●
	Luggage Cover	●	●	●	●
Seats	Faux Leatherette Seats	●	●	●	●
	6-way Electric Driver Seat	●	●		
	6-way Electric Driver Seat + Memory			●	●
	4-way Electric Passenger Seat	●	●	●	●
	Front Seat Heating			●	●
	Front Seat Ventilation + Massage			●	●
	6:4 Foldable Rear Seat Backrest	●	●	●	●
	Rear centre armrest with cupholder	●	●	●	●
Entertainment	10.25 inch Full Colour Instrument Cluster	●	●	●	●
	Radio FM / AM	●	●	●	●
	Bluetooth® Hands Free Link System	●	●	●	●
	10.25 inch Full Colour Touch Screen Infotainment System	●	●	●	●
	Front USB with Charge & Data Transmission	●	●	●	●
	Rear USB with Charge	●	●	●	●
	6 Speakers	●	●	●	●
Apple Carplay™	●	●	●	●	
Security	2 x Smart Key	●	●	●	●
	Keyless Entry System	●	●	●	●
	Smart Quick Start	●	●	●	●
	Speed Sensing Central Locking	●	●	●	●
	Door Ajar Warning	●	●	●	●
Glass	Rear Privacy Glass	●	●	●	●
	Four Windows Auto Up&Down + Anti-Pinch	●	●	●	●
	Anti-Glare Rear View Mirror - Automatic	●	●	●	●
	Door Mirrors Heated	●	●	●	●
	Power Adjustable Door Mirrors + Electric Folding + Indicator	●	●		
	Power Adjustable Door Mirrors + Electric Folding + Indicator + Memory			●	●
	Auto-Folding Door Mirror			●	●
Safety	Dual SRS Airbags	●	●	●	●
	Front Side Airbags	●	●	●	●
	Centre Airbag	●	●	●	●
	Curtain Airbags	●	●	●	●
	Front Seatbelts with Pre-Tensioner (Two sides)	●	●	●	●
	Seatbelts with Pre-Tensioner (Rear Seats)	●	●	●	●
	Child Safety Lock	●	●	●	●

Overseas model shown.



Specifications.

		ORA Standard Range	ORA Extended Range	ORA Ultra Extended Range	ORA GT Extended Range
Safety Continued	ESC (Electronic Stability control)	●	●	●	●
	TCS (Traction Control System)	●	●	●	●
	SCM (Secondary Collision Mitigation)	●	●	●	●
	RMI (Roll Movement Intervention)	●	●	●	●
	HHC (Hill-Start Assist Control)	●	●	●	●
	TPMS (Tyre Pressure Management System)	●	●	●	●
	Rear Parking Sensors	●	●	●	●
	Front Parking Sensors			●	●
	360 Degree Monitoring System	●	●	●	●
	Auto Parking Assist			●	●
	ACC (Adaptive Cruise Control) with Stop and Go	●	●	●	●
	IACC (Intelligent Adaptive Cruise Control)	●	●	●	●
	Intelligent Cornering Control	●	●	●	●
	Intelligent Dodge	●	●	●	●
	ELK (Emergency Lane Keep)	●	●	●	●
	RCTA (Rear Crossing Traffic Alert)	●	●	●	●
	FCW (Forward Collision Warning)	●	●	●	●
	LDW (Lane Departure Warning)	●	●	●	●
	LKA (Lane Keeping Assist)	●	●	●	●
	LCK (Lane Centre Keeping)	●	●	●	●
AEB (Automatic Emergency Braking) Pedestrian, Cyclist & Crossing	●	●	●	●	
TSR (Traffic Sign Recognition)	●	●	●	●	
Lane Change Assist	●	●	●	●	
RCW (Rear Collision Warning)	●	●	●	●	
DOW (Door Open Warning)	●	●	●	●	
TJA (Traffic Jam Assist)	●	●	●	●	
Driver Drowsiness Detection (Camera Based)	●	●	●	●	
ISOFIX	●	●	●	●	
Lighting	LED Headlights	●	●	●	●
	Auto Headlights	●	●	●	●
	Follow Me Home Function	●	●	●	●
	High-Beam Assist	●	●	●	●
	Rear Fog Lights	●	●	●	●
	DRL (Daytime Running Lights)	●	●	●	●
	Welcome Lighting Effect	●	●	●	●
Air Conditioning	Automatic Air Conditioning	●	●	●	●
	Automatic Windshield Defogger	●	●	●	●





For more information visit gwmanz.com/au

GWM Australia reserve the right to alter vehicle specifications and equipment levels without notice. Some equipment featured on vehicles in this brochure may not be available or may be optional. To the extent permitted by law, GWM Australia shall not be liable to any person as a result of reliance on the content of the brochure. Always check with your local GWM Dealer for the latest product specifications.

Information in this brochure is current as at 10/05/2023.

Edition Code: GWMA 10-05-2023.

Copyright © GWMA. All rights reserved.